































NEWS

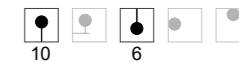




BAGLIORI  p. 52	BAGLIORI  p. 54	DIESIS  p. 42	DIESIS  p. 44	FARO  p. 38	FARO  p. 38	FRAME  p. 20
FRAME  p. 20	FUSION  p. 48	IRIS  p. 58	IRIS  p. 60	IRIS  p. 60	LEGGO  p. 32	LEGGO  p. 34
RACCORDI DI LUCE - JOY  p. 68	RACCORDI DI LUCE - JOY  p. 68	RACCORDI DI LUCE - JOY  p. 68	RIGA  p. 24	RIGA  p. 26	RETTA  p. 64	TRE&SESSANTA  p. 6
TRE&SESSANTA  p. 8	TRE&SESSANTA  p. 10	VELA  p. 74	VIRGOLA  p. 14	VIRGOLA  p. 16	ZETA  p. 78	CEILING ROSE  p. 28



design **U.T. EGOLUCE**
2023



10



6

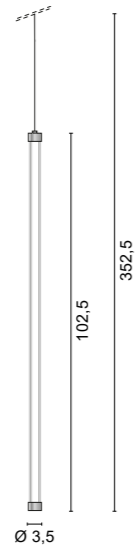
Lampade da Sospensione e da Terra a luce diffusa, caratterizzate da un'emissione luminosa a 360 gradi, con corpo in metacrilato trasparente e tappi di chiusura in alluminio. Nella versione a Sospensione il rosone con alimentatore è da ordinare separatamente (pag. 28).

Suspension and floor lamps with diffused light, characterized by a 360-degree light emission, with a transparent methacrylate body and aluminum closing caps. In the pendant version, the ceiling rose with the integrated driver must be ordered separately (page 28).

Lampes à suspension et lampadaires à lumière diffuse, caractérisées par une émission lumineuse à 360 degrés, avec corps en méthacrylate transparent et capuchons de fermeture en aluminium. Dans la version suspendue, la rosace avec alimentation doit être commandée séparément (page 28).

Hänge und Stehleuchten mit diffusum Licht, gekennzeichnet durch eine 360-Grad-Lichtemission, mit transparentem Methacrylatgehäuse und Verschlusskappen aus Aluminium. Bei der Pendelversion muss die Rosette mit Netzteil separat bestellt werden (Seite 28).

Tre & sessanta




1662 Tre&sessanta

- .01** Bianco - White
- .02** Nero - Black
- .23** Alluminio satinato - Satin aluminium

Color temperature	LED Light source	lm source
/WW 3000K	24V 20W	1920lm



Rosoni con alimentatori da ordinare separatamente (p. 28).
2700K su richiesta.
Ceiling roses with drivers are to be ordered separately (p. 28).
2700K on request.




1663 Tre&sessanta

- .01** Bianco - White
- .02** Nero - Black
- .23** Alluminio satinato - Satin aluminium

Color temperature	LED Light source	lm source
/WW 3000K	24V 30W	2880lm



Rosoni con alimentatori da ordinare separatamente (p. 28).
2700K su richiesta.
Ceiling roses with drivers are to be ordered separately (p. 28).
2700K on request.



.01 **.02** **.23**



1 elemento per decentramento incluso
 1 displacement component included



Esempio di installazione
 con rosone art. 0990/30.02.
 Example of installation
 with rose art. 0990/30.02.






1666 Tre&sessanta

- .01** Bianco - *White*
- .02** Nero - *Black*
- .23** Alluminio satinato - *Satin aluminium*

Color temperature	LED Light source	lm source
WW 3000K	24V 20W	1920lm



Rosoni con alimentatori da ordinare separatamente (p. 28).
2700K su richiesta.
Ceiling roses with drivers are to be ordered separately (p. 28).
2700K on request.





1667 Tre&sessanta

- .01** Bianco - *White*
- .02** Nero - *Black*
- .23** Alluminio satinato - *Satin aluminium*

Color temperature	LED Light source	lm source
WW 3000K	24V 30W	2880lm

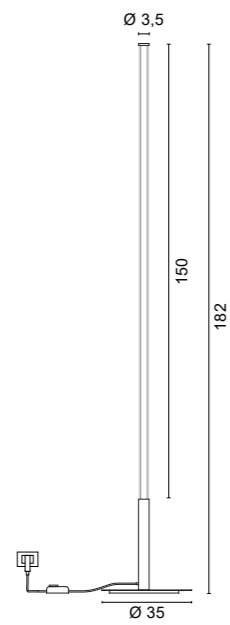


Rosoni con alimentatori da ordinare separatamente (p. 28).
2700K su richiesta.
Ceiling roses with drivers are to be ordered separately (p. 28).
2700K on request.



.01 **.02** **.23**

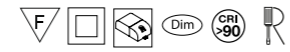




3546 Tre&sessanta

- .01** Bianco - *White*
- .02** Nero - *Black*

Color temperature	LED Light source	lm source
MW 3000K	24V 30W	2880lm




5,00 Kg

Completa di DIMMER su cavo nero.

2700K su richiesta.

With DIMMER on black cable.

2700K on request.



.01

.02





Lampade da Sospensione e da Terra a luce diffusa con corpo in alluminio e diffusore in policarbonato opalino caratterizzate da un grande ma esile arco.

La particolarità del flusso luminoso rivolto verso l'interno dell'arco garantisce un buon confort visivo e contribuisce ad esaltare la leggerezza della struttura.

Nella versione a Sospensione il rosone con l'alimentatore è da ordinare separatamente (pag. 28).

Suspension and floor lamps with diffused light with aluminum body and opaline polycarbonate diffuser characterized by a large but slender arc.

The particularity of the luminous flux directed towards the inside of the arch guarantees good visual comfort and helps to enhance the lightness of the structure.

In the pendant version, the ceiling rose with the integrated driver must be ordered separately (page 28).

Lampes à suspension et lampadaires à lumière diffuse avec corps en aluminium et diffuseur en polycarbonate opalin caractérisé par un arc large mais élancé.

La particularité du flux lumineux dirigé vers l'intérieur de la voûte garantit un bon confort visuel et contribue à valoriser la légèreté de la structure.

Dans la version suspendue, la rosace avec l'alimentation doit être commandée séparément (page 28).

Hänge und Stehleuchten mit diffusen Licht mit Aluminiumgehäuse und opalem Polycarbonat-Diffusor, der sich durch einen großen, aber schlanken Bogen auszeichnet.

Der besondere Lichtstrom, der auf die Innenseite des Bogens gerichtet ist, garantiert einen guten Sehkomfort und trägt dazu bei, die Leichtigkeit der Struktur zu verstärken.

Bei der Pendelversion muss die Rosette mit Netzteil separat bestellt werden (Seite 28).



1584 Virgola

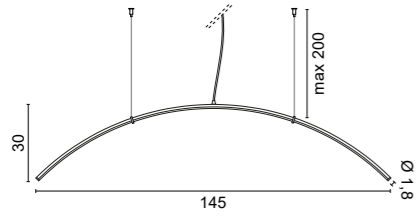
- .01** Bianco - White
- .02** Nero - Black

Color temperature	LED Light source	lm source
W 4000K	24V 27W	3390lm
/WW 3000K	24V 27W	3030lm
/XW 2700K	24V 27W	2835lm



0,45 Kg

Rosoni con alimentatori
da ordinare separatamente (p. 28).
Ceiling roses with drivers
are to be ordered separately (p. 28).



1585 Virgola


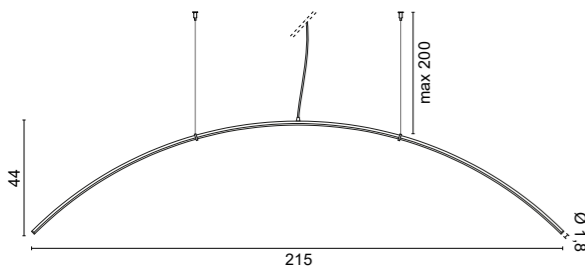
- .01** Bianco - White
- .02** Nero - Black

Color temperature	LED Light source	lm source
W 4000K	24V 41,4W	5198lm
/WW 3000K	24V 41,4W	4646lm
/XW 2700K	24V 41,4W	4347lm



0,70 Kg

Rosoni con alimentatori
da ordinare separatamente (p. 28).
Ceiling roses with drivers
are to be ordered separately (p. 28).



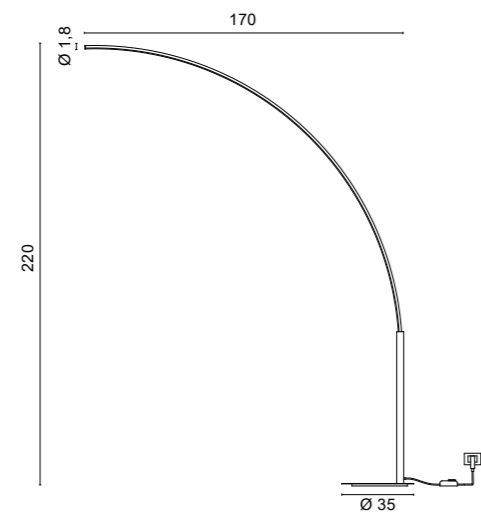
.01

.02



Esempio di installazione con rosone art. 0990/60.02.
Example of installation with rose art. 0990/60.02.






3535 Virgola

- .01** Bianco - White
- .02** Nero - Black

Color temperature	LED Light source	lm source
W 4000K	33W	4048lm
/WW 3000K	33W	3630lm
/XW 2700K	33W	3432lm

7,00 Kg

Completa di DIMMER su cavo nero
 With DIMMER on black cable



.01

.02



Lampade a Sospensione quadra-
ta e rettangolare a luce diffusa con
corpo in alluminio e diffusore in
policarbonato opalino.

Le finiture galvaniche, oltre a quel-
le verniciate a polvere, rendono
FRAME estremamente elegante.

La particolarità del flusso lumino-
so rivolto verso il basso garantisce
un ottimo illuminamento esaltando
ancora di più la leggerezza della
struttura.

Il rosone con l'alimentatore è da
ordinare separatamente (pag. 28).

Square and rectangular pendant
lamps with diffused light with alu-
minium body and opal polycarbo-
nate diffuser.

The galvanic finishes, as well as
the powder coated ones, make
FRAME extremely elegant.

The particularity of the luminous
flux directed downwards guaran-
tees excellent illumination, further
enhancing the lightness of the
structure.

The ceiling rose with the integra-
ted driver must be ordered sepa-
rately (page 28).

Suspensions carrées et rectan-
gulaires à lumière diffuse avec
corps en aluminium et diffuseur
en polycarbonate opale.

Les finitions galvaniques et ther-
molaquées rendent FRAME ex-
trêmement élégant.

La particularité du flux lumineux
dirigé vers le bas garantit un
excellent éclairage, renforçant
encore la légèreté de la structure.

La rosace avec l'alimentation doit
être commandée séparément
(page 28).

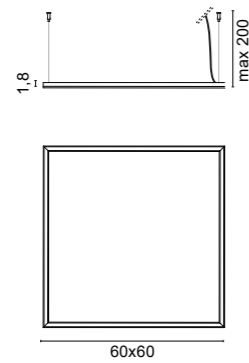
Quadratische und rechteckige
Pendelleuchten mit diffusem Licht
mit Aluminiumgehäuse und opa-
lem Polycarbonat-Diffusor.

Sowohl die galvanischen als auch
die pulverbeschichteten Ober-
flächen machen FRAME äußerst
elegant.

Die Besonderheit des nach unten
gerichteten Lichtstroms garantiert
eine hervorragende Ausleuchtung
und erhöht die Leichtigkeit der
Struktur zusätzlich.

Die Rosette mit Netzteil muss se-
parat bestellt werden (Seite 28).

LE ROSE



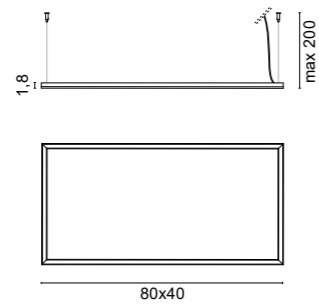

1608 Frame

- .01** Bianco - *White*
- .02** Nero - *Black*
- .25** Dorato satinato - *Satin golded*
- .31** Cromato - *Chromed*

Color temperature	LED Light source	lm source
/W 4000K	24V 43,2W	5420lm
/WW 3000K	24V 43,2W	4848lm
/XW 2700K	24V 43,2W	4536lm



Rosoni con alimentatori da ordinare separatamente (p. 28).
Ceiling roses with drivers are to be ordered separately (p. 28).



1609 Frame

- .01** Bianco - *White*
- .02** Nero - *Black*
- .25** Dorato satinato - *Satin golded*
- .31** Cromato - *Chromed*

Color temperature	LED Light source	lm source
/W 4000K	24V 43,2W	5420lm
/WW 3000K	24V 43,2W	4848lm
/XW 2700K	24V 43,2W	4536lm



Rosoni con alimentatori da ordinare separatamente (p. 28).
Ceiling roses with drivers are to be ordered separately (p. 28).



Esempio di installazione con rosone art. 0993/60.02.
Example of installation with rose art. 0993/60.02.



.01 **.02** **.25** **.31**



design **U.T. EgoIuce**
2023



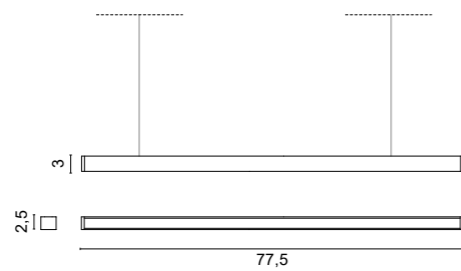
Lampade lineari da Sospensione e da Plafone a luce diffusa con corpo in alluminio e diffusore in metacrilato satinato realizzabili in diverse lunghezze (vedi tabelle).
I rosoni con alimentatori per la versione a Sospensione o gli alimentatori per la versione a Plafone sono da ordinare separatamente (pag. 28).

Linear suspension and ceiling lamps with diffused light with aluminum body and satin methacrylate diffuser available in different lengths (see tables).
The ceiling rose with drivers for the pendant version or the drivers for the ceiling version must be ordered separately (page 28).

Lampes à suspension et plafonniers linéaires à lumière diffuse avec corps en aluminium et diffuseur en méthacrylate satiné disponibles en différentes longueurs (voir tableaux).
Les rosaces avec alimentations pour la version suspendue ou les alimentations pour la version plafonnier doivent être commandées séparément (page 28).

Lineare Hänge- und Deckenleuchten mit diffusem Licht, Aluminiumgehäuse und Diffusor aus satiniertem Methacrylat, erhältlich in verschiedenen Längen (siehe Tabellen).
Die Rosetten mit Netzteilen für die Pendelversion bzw. die Netzteile für die Deckenversion müssen separat bestellt werden (Seite 28).

Riggod



1684 Riga

- .01** Bianco - White
- .02** Nero - Black

Color temperature	LED Light source	lm source
/W 4000K	24V 14,4W	1860lm
/WW 3000K	24V 14,4W	1732lm
/XW 2700K	24V 14,4W	1642lm




0,20 Kg

Rosoni con alimentatori da ordinare separatamente (p. 28).
Ceiling roses with drivers are to be ordered separately (p. 28).



Esempio di installazione con rosone art. 0993/60.02.
Example of installation with rose art. 0993/60.02.



.01

.02

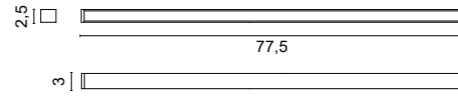
CUSTOM SIZE

Tabella lunghezze disponibili. Le misure si riferiscono alle lunghezze totali delle lampade complete di tappi.
Table of available lengths. Measures are referred to complete fixtures including closing heads.

cm.	watt	2700K (XW)	lm source	3000K (WW)	lm source	4000K (W)	lm source
* 77,5	14,4W	1684 * /75/XW	1642	1684 * /75/WW	1732	1684 * /75/W	1860
102,5	19,2W	A1684 * /100/XW	2190	A1684 * /100/WW	2310	A1684 * /100/W	2480
127,5	24W	A1684 * /125/XW	2737	A1684 * /125/WW	2890	A1684 * /125/W	3100
152,5	28,8W	A1684 * /150/XW	3285	A1684 * /150/WW	3465	A1684 * /150/W	3720
177,5	33,6W	A1684 * /175/XW	3832	A1684 * /175/WW	4042	A1684 * /175/W	4340
202,5	38,4W	A1684 * /200/XW	4380	A1684 * /200/WW	4620	A1684 * /200/W	4960
227,5	43,2W	A1684 * /225/XW	4927	A1684 * /225/WW	5197	A1684 * /225/W	5580
252,5	48W	A1684 * /250/XW	5474	A1684 * /250/WW	5775	A1684 * /250/W	6200
277,5	52,8W	A1684 * /275/XW	6022	A1684 * /275/WW	6352	A1684 * /275/W	6820
302,5	57,6W	A1684 * /300/XW	6570	A1684 * /300/WW	6930	A1684 * /300/W	7440

* Finiture - Finishes:
.01 Bianco - White
.02 Nero - Black

* Articolo standard a catalogo - Standard catalogue item



5613 Riga

- .01** Bianco - White
- .02** Nero - Black

Color temperature	LED Light source	lm source
/W 4000K	24V 14,4W	1860lm
/WW 3000K	24V 14,4W	1732lm
/XW 2700K	24V 14,4W	1642lm

0,20 Kg

CUSTOM SIZE

Tabella lunghezze disponibili. Le misure si riferiscono alle lunghezze totali delle lampade complete di tappi.
 Table of available lengths. Measures are referred to complete fixtures including closing heads.

cm.	watt	2700K (XW)	lm source	3000K (WW)	lm source	4000K (W)	lm source
* 77,5	14,4W	5613 *	/75/XW 1642	5613 *	/75/WW 1732	5613 *	/75/W 1860
102,5	19,2W	A5613 *	/100/XW 2190	A5613 *	/100/WW 2310	A5613 *	/100/W 2480
127,5	24W	A5613 *	/125/XW 2737	A5613 *	/125/WW 2890	A5613 *	/125/W 3100
152,5	28,8W	A5613 *	/150/XW 3285	A5613 *	/150/WW 3465	A5613 *	/150/W 3720
177,5	33,6W	A5613 *	/175/XW 3832	A5613 *	/175/WW 4042	A5613 *	/175/W 4340
202,5	38,4W	A5613 *	/200/XW 4380	A5613 *	/200/WW 4620	A5613 *	/200/W 4960
227,5	43,2W	A5613 *	/225/XW 4927	A5613 *	/225/WW 5197	A5613 *	/225/W 5580
252,5	48W	A5613 *	/250/XW 5474	A5613 *	/250/WW 5775	A5613 *	/250/W 6200
277,5	52,8W	A5613 *	/275/XW 6022	A5613 *	/275/WW 6352	A5613 *	/275/W 6820
302,5	57,6W	A5613 *	/300/XW 6570	A5613 *	/300/WW 6930	A5613 *	/200/W 7440

- * Finiture - Finishes:
- .01** Bianco - White
 - .02** Nero - Black

* Articolo standard a catalogo - Standard catalogue item



Drivers

Drivers **ON/OFF**


Cod.	0155	0156	0160	0157	0161/100	0161/150
	24V-13W	24V-25W	24V-60W	24V-75W	24V-100W	24V-150W

DIMMABLE drivers

Cod.	0110/DIM	0717/DIM60/V	0717/DIM60	0717/DIM100
	12/24V	24V-60W 1...10V	24V-60W PUSH - DALI	24V-100W 1...10V - PUSH - DALI

LED emergency unit

Cod.	0115/EM
	Inverter + Battery + LED indicator

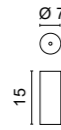


.01

.02



50/60Hz 220-230V - **30W**



ROSONE COMPLETO DI DRIVER 30W
CEILING ROSE WITH DRIVER 30W

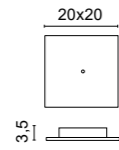
Code	W	Codici finiture - Finishes codes
0990/30	30W	.01 Bianco - White
0990/30	30W	.02 Nero - Black
0990/30	30W	.23 Alluminio satinato - Satin Aluminium



0,50 Kg



50/60Hz 220-230V - **60W**



ROSONE COMPLETO DI DRIVER 60W
CEILING ROSE WITH DRIVER 60W

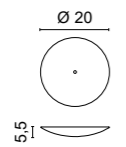
Code	W	Codici finiture - Finishes codes
0993/60	60W	.01 Bianco - White
0993/60	60W	.02 Nero con base bianca - Black with white base



0,60 Kg



50/60Hz 220-230V - **60W**



ROSONE COMPLETO DI DRIVER 60W
CEILING ROSE WITH DRIVER 60W

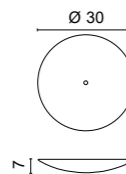
Code	W	Codici finiture - Finishes codes
0990/60	60W	.01 Bianco - White
0990/60	60W	.02 Nero - Black



0,70 Kg



50/60Hz 220-230V - **100W**



ROSONE COMPLETO DI DRIVER 100W
CEILING ROSE WITH DRIVER 100W

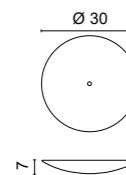
Code	W	Codici finiture - Finishes codes
0990/100	100W	.01 Bianco - White
0990/100	100W	.02 Nero - Black



1,30 Kg



50/60Hz 220-230V - **150W**



ROSONE COMPLETO DI DRIVER 150W
CEILING ROSE WITH DRIVER 150W

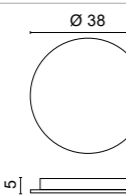
Code	W	Codici finiture - Finishes codes
0990/150	150W	.01 Bianco - White
0990/150	150W	.02 Nero - Black



1,30 Kg



50/60Hz 220-230V - **200W**



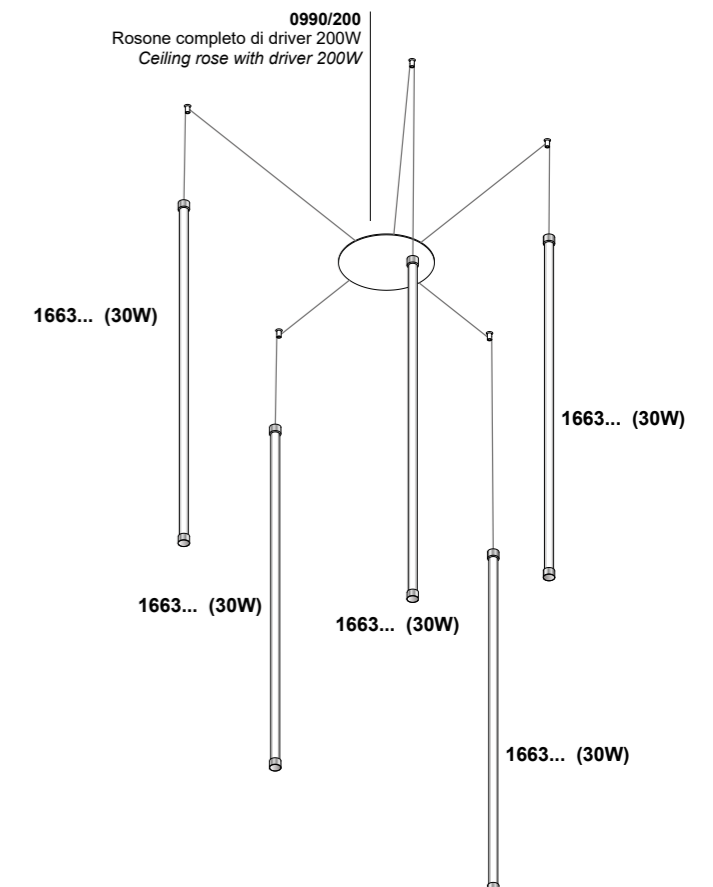
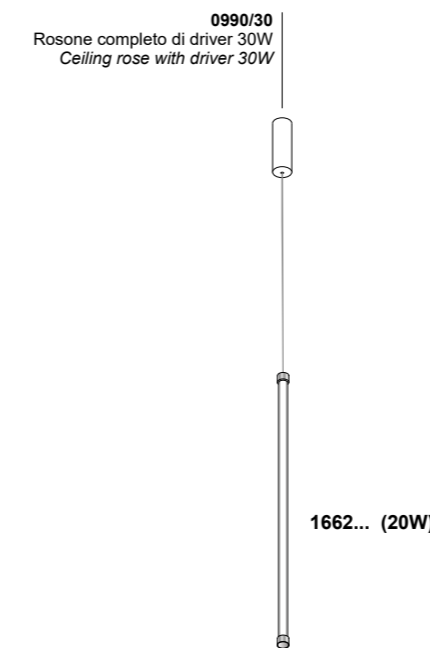
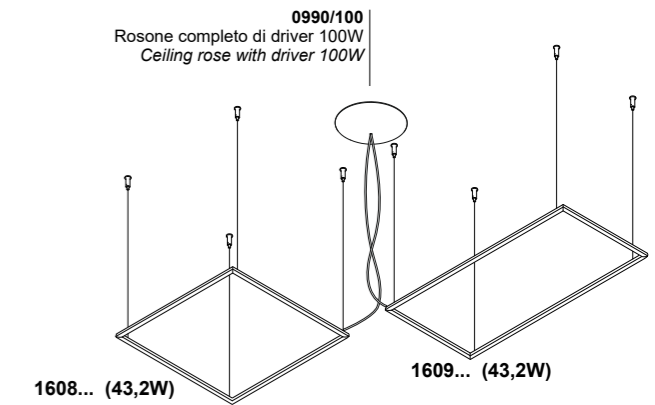
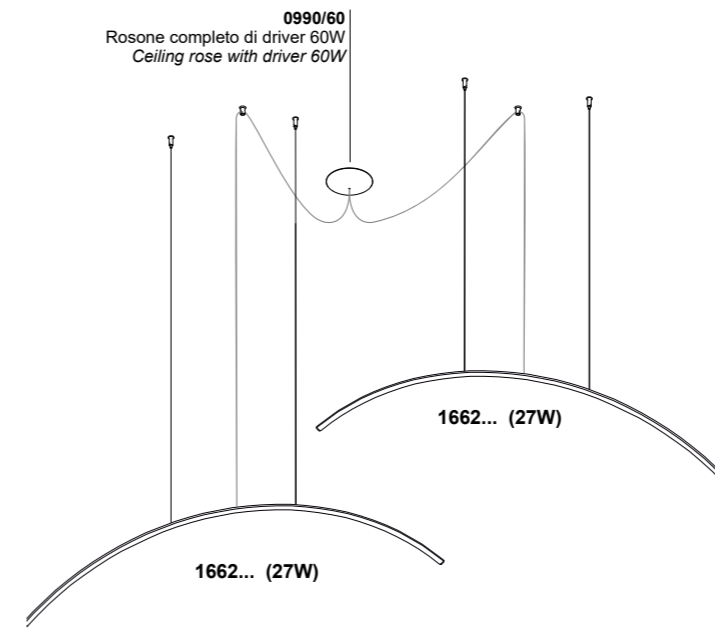
ROSONE COMPLETO DI DRIVER 200W (2x100W)
CEILING ROSE WITH DRIVER 200W (2x100W)

Code	W	Codici finiture - Finishes codes
0990/200	200W	.01 Bianco - White
0990/200	200W	.02 Nero con base bianca - Black with white base



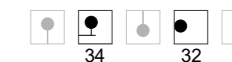
2,00 Kg

Esempi di installazione multipla, la scelta del rosone è determinata dalla somma delle potenze delle singole lampade.
Examples of multiple installation, the choice of the ceiling rose depends on total power consumption.





design **Mati**
2023



Lampade da Parete e da Tavolo orientabili a luce diretta con struttura in alluminio e metallo. Nonostante le ridotte dimensioni l'interruttore e l'alimentatore sono integrati nel corpo del prodotto. La calamita posta all'interno del corpo del proiettore permette un facile orientamento della luce in tutte le direzioni.

Direct light adjustable wall and table lamps with aluminum and metal structure.

Despite its small size, the switch and driver are integrated into the body of the product.

The magnet placed inside the body of the projector allows easy orientation of the light in all directions.

Appliques et lampes de table orientables à lumière directe avec structure en aluminium et métal.

Malgré sa petite taille, l'interrupteur et l'alimentation sont intégrés au corps du produit.

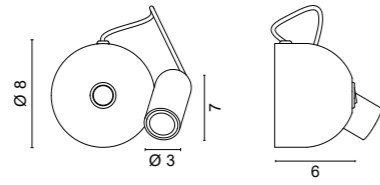

L'aimant placé à l'intérieur du corps du projecteur permet une orientation facile de la lumière dans toutes les directions.

Direktlichtverstellbare Wand und Tischleuchten mit Aluminium und Metallstruktur.

Trotz seiner geringen Größe sind Schalter und Netzteil in das Gehäuse des Produkts integriert.

Der im Gehäuse des Projektors angebrachte Magnet ermöglicht eine einfache Ausrichtung des Lichts in alle Richtungen.

lebedio



4670 Leggo


- .01** Bianco - White
- .02** Nero - Black

Color temperature	LED Light source	lm source
/W 4000K	2,4W	477lm
/WW 3000K	2,4W	463lm
/XW 2700K	2,4W	453lm



0,35 Kg

Completa di pulsante ON-OFF
Complete with ON-OFF button



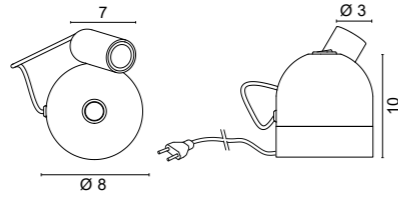
Il fissaggio magnetico dello spot permette di orientare la luce in ogni direzione.
The magnetic fixing of the spot allows you to direct the light in any direction.



.01

.02





2539 Leggo

- .01** Bianco - White
- .02** Nero - Black

Color temperature	LED Light source	lm source
/W 4000K	2,4W	477lm
/WW 3000K	2,4W	463lm
/XW 2700K	2,4W	453lm

0,35 Kg

Completa di pulsante ON-OFF
Complete with ON-OFF button




Il fissaggio magnetico dello spot permette di orientare la luce in ogni direzione.
The magnetic fixing of the spot allows you to direct the light in any direction.



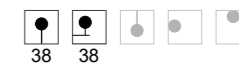
.01

.02





design **LUX Studio**
2023



38 38

Lampade da Tavolo e da Terra con struttura in alluminio caratterizzate da piccoli proiettori orientabili per poter sfruttare al massimo la qualità della luce d'accento. Il posizionamento arretrato della sorgente e la dimmerazione della stessa garantiscono un perfetto confort visivo.

Table and floor lamps with aluminum structure characterized by small adjustable projectors to make the most of the quality of the accent light.

The rearward positioning of the source and its dimming guarantee perfect visual comfort.

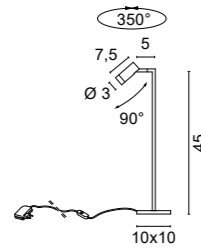
Lampes de table et lampadaires avec structure en aluminium caractérisées par de petits projecteurs orientables pour tirer le meilleur parti de la qualité de la lumière d'accentuation.

Le positionnement reculé de la source et sa gradation garantissent un parfait confort visuel.

Tisch und Stehleuchten mit Aluminiumstruktur, gekennzeichnet durch kleine verstellbare Projektoren, um die Qualität des Akzentlichts optimal zu nutzen.

Die nach hinten gerichtete Positionierung der Quelle und deren Dimmung garantieren perfekten Sehkomfort.

LEORIO



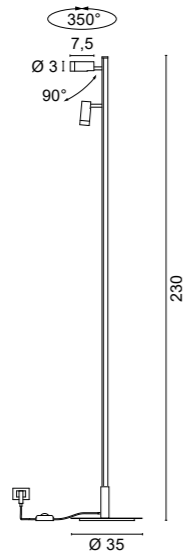
2525 Faro

- .01** Bianco - *White*
- .02** Nero - *Black*

Color temperature	LED Light source	lm source
/W 4000K	5,9W	1060lm
/WW 3000K	5,9W	1030lm
/XW 2700K	5,9W	969lm



Completa di DIMMER su cavo nero
With DIMMER on black cable



3536 Faro

- .01** Bianco - *White*
- .02** Nero - *Black*

Color temperature	LED Light source	lm source
/W 4000K	11,8W	2128lm
/WW 3000K	11,8W	2060lm
/XW 2700K	11,8W	1938lm



Completa di DIMMER su cavo nero
With DIMMER on black cable

Accessori - Accessories



0267/S

Frangiluce
Louvres

- .01** Bianco - *White*
- .02** Nero - *Black*



.01

.02





Lampade da Plafone e da Parete a luce diffusa e indiretta con corpo in alluminio e diffusore in policarbonato opalino. L'elevato flusso luminoso rende DIESIS ideale per l'illuminazione generale di un locale considerando un solo punto luce.

Ceiling and wall lamps with diffused and indirect light with aluminum body and opal polycarbonate diffuser. The high luminous flux makes DIESIS ideal for the general lighting of a room considering only one light point.

Plafonniers et appliques à lumière diffuse et indirecte avec corps en aluminium et diffuseur en polycarbonate opale. Le flux lumineux élevé rend DIESIS idéal pour l'éclairage général d'une pièce en considérant un seul point lumineux.

Decken und Wandleuchten mit diffusem und indirektem Licht mit Aluminiumgehäuse und opalem Polycarbonat-Diffusor. Der hohe Lichtstrom macht DIESIS ideal für die Allgemeinbeleuchtung eines Raumes mit nur einem Lichtpunkt.

DIESIS



- 4636 Diesis**
- .01** Bianco - *White*
 - .02** Nero - *Black*
 - .35** Verniciato sabbia - *Painted sand finishing*


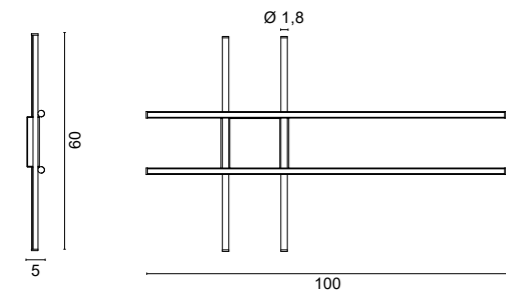
Color temperature	LED Light source	lm source
/W 4000K	50,4W	6328lm
/WW 3000K	50,4W	5656lm
/XW 2700K	50,4W	5292lm






1,50 Kg

Dimmerabile su richiesta
Dimmable on request






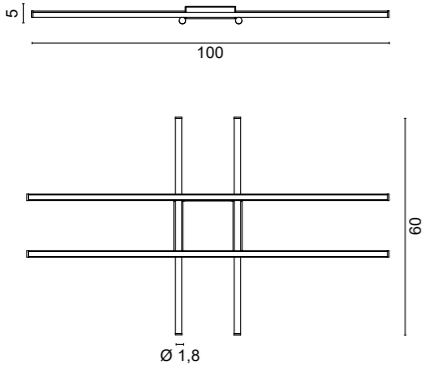
- 5691 Diesis**
- .01** Bianco - White
 - .02** Nero - Black
 - .35** Verniciato sabbia - Painted sand finishing

Color temperature	LED Light source	lm source
/W 4000K	50,4W	6328lm
/WW 3000K	50,4W	5656lm
/XW 2700K	50,4W	5292lm




1,50 Kg

Dimmerabile su richiesta
Dimmable on request





design **LUX Studio**
2022



48

Lampada da Soffitto caratterizzata da due elementi, uno a luce radiale e l'altro a luce diffusa. La particolarità di questi flussi luminosi garantisce un perfetto confort visivo e allo stesso tempo un ottimo illuminamento del locale dove la lampada viene posta. La lampada ha un corpo in alluminio e un disco in MDF grezzo verniciabile o in finitura lavagna.

Ceiling lamp characterized by two elements, one with radial light and the other with diffused light. The particularity of these luminous flows guarantees perfect visual comfort and at the same time excellent illumination of the room where the lamp is placed. The lamp has an aluminum body and a disc in raw MDF that can be painted or in a blackboard finish.

Plafonnier caractérisé par deux éléments, l'un à lumière radiale et l'autre à lumière diffuse. La particularité de ces flux lumineux garantit à la fois un parfait confort visuel et un excellent éclairage de la pièce où est placée la lampe. La lampe a un corps en aluminium et un disque en MDF brut qui peut être peint ou en finition tableau noir.

Deckenleuchte, gekennzeichnet durch zwei Elemente, eines mit radialem Licht und das andere mit diffusem Licht. Die Besonderheit dieser Lichtströme garantiert perfekten Sehkomfort und gleichzeitig eine hervorragende Ausleuchtung des Raumes, in dem die Lampe platziert ist. Die Lampe hat einen Aluminiumkörper und eine Scheibe aus rohem MDF, die lackiert oder in Tafeloptik lackiert werden kann.

FUSION



5590 Fusion



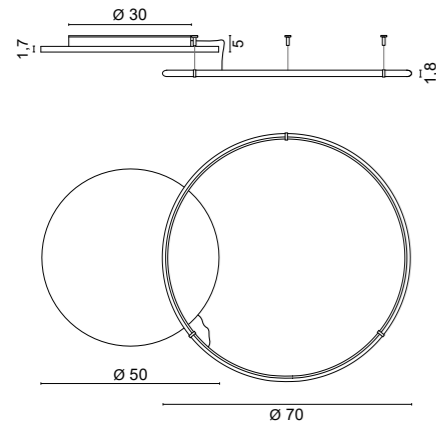
- .01.01** Bianco, bianco - *White, white*
- .14.02** Lavagna, nero - *Blackboard, black*
- .14.85** Lavagna, verniciato argento - *Blackboard, painted silver*
- .14.86** Lavagna, verniciato oro - *Blackboard, painted gold*
- .14.87** Lavagna, verniciato rame - *Blackboard, painted copper*
- .14.88** Lavagna, verniciato bronzo - *Blackboard, painted bronze*

Color temperature	LED Light source	lm source
/W 4000K	52,8W	6586lm
/WW 3000K	52,8W	5892lm
/XW 2700K	52,8W	5529lm




2,60 Kg

Dimmerazione DALI - PUSH - 1...10V - TRIAC, su richiesta
 DALI - PUSH - 1...10V - TRIAC dimming on request



.01.01 **.14.02** **.14.85** **.14.86** **.14.87** **.14.88**



design
officinadiarchitettura&design
2022



52

Lampade da Parete a luce diffusa, caratterizzate da un'emissione luminosa a 360 gradi, con corpo in acciaio, metacrilato trasparente e tappi di chiusura in alluminio. La versione con l'alimentatore in remoto ha un grado di protezione IP44.

Wall lamps with diffused light, characterized by a 360 degree light emission, with a steel body, transparent methacrylate and aluminum closing caps. The version with remote driver has an IP44 protection degree.

Appliques à lumière diffuse, caractérisées par une émission lumineuse à 360 degrés, avec corps en acier, méthacrylate transparent et capuchons de fermeture en aluminium. La version avec l'alimentation positionnée à distance bénéficie d'un indice de protection IP44.

Wandleuchten mit diffusem Licht, gekennzeichnet durch eine 360-Grad-Lichtemission, mit einem Stahlgehäuse, transparentem Methacrylat und Verschlusskappen aus Aluminium. Die Variante mit Fernspeisung verfügt über die Schutzart IP44.

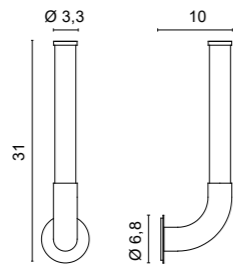
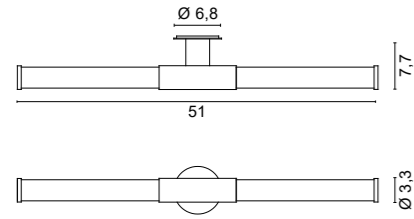
Badgieri



- 4645 Bagliori**
- .01** Bianco - *White*
 - .02** Nero - *Black*
 - .09** Arancione - *Orange*
 - .10** Azzurro - *Light blue*
 - .33** Acciaio satinato - *Matt stell*

Color temperature	LED Light source	lm source
WW 3000K	8W	796lm

IP44
0,55 Kg



- 4647 Bagliori**
- .01** Bianco - *White*
 - .02** Nero - *Black*
 - .09** Arancione - *Orange*
 - .10** Azzurro - *Light blue*
 - .33** Acciaio satinato - *Matt stell*

Color temperature	LED Light source	lm source
WW 3000K	24V 4W	398lm

IP44
0,40 Kg

Drivers

Drivers **ON/OFF**

Cod. **0155**
24V-13W

DIMMABLE drivers

Cod. **0717/DIM60/V** **0717/DIM60**
24V-60W 1...10V 24V-60W **PUSH - DALI**

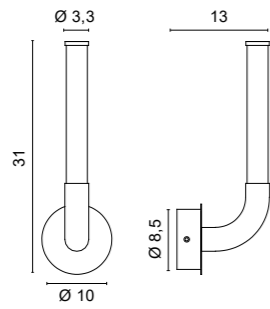
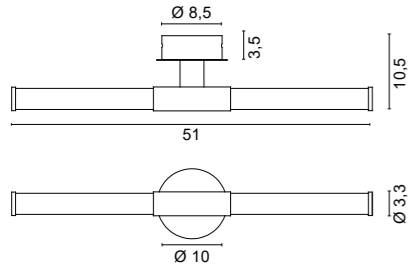




- 4644 Bagliori**
- .01** Bianco - *White*
 - .02** Nero - *Black*
 - .09** Arancione - *Orange*
 - .10** Azzurro - *Light blue*
 - .33** Acciaio satinato - *Matt stell*

Color temperature	LED Light source	lm source
WW 3000K	8W	796lm

F IP40  0,75 Kg



- 4646 Bagliori**
- .01** Bianco - *White*
 - .02** Nero - *Black*
 - .09** Arancione - *Orange*
 - .10** Azzurro - *Light blue*
 - .33** Acciaio satinato - *Matt stell*

Color temperature	LED Light source	lm source
WW 3000K	4W	398lm

F IP40  0,60 Kg





design **LUX Studio**
2022



Lampade da Plafone e da Parete orientabili a luce diretta con struttura in alluminio e metallo. I prodotti di questa collezione sono caratterizzati da piccoli proiettori per poter sfruttare al massimo la qualità della luce d'accento. Le ridotte dimensioni, l'ottimo valore di illuminamento, le differenti aperture ottiche ed i doppi snodi rendono IRIS uno strumento ideale per sottolineare e disegnare con la luce ogni tipo di ambiente.

Adjustable ceiling and wall lamps providing direct light with aluminum and metal structure.

The products in this collection are characterized by small projectors to make the most of the quality of the accent light.

The small size, the excellent illuminance value, the different optical beams and the double joints make IRIS an ideal tool for underlining and designing any type of environment with light.

Plafonniers et appliques orientables à lumière directe avec structure en aluminium et métal.

Les produits de cette collection se caractérisent par de petits projecteurs pour tirer le meilleur parti de la qualité de la lumière d'accentuation.


La petite taille, l'excellente valeur d'éclairage, les différentes ouvertures optiques et les doubles articulations font d'IRIS un outil idéal pour souligner et concevoir tout type d'environnement avec de la lumière.

Verstellbare Decken und Wandleuchten für direktes Licht mit Aluminium- und Metallstruktur.

Die Produkte dieser Kollektion zeichnen sich durch kleine Projektoren aus, um die Qualität des Akzentlichts optimal zu nutzen.

Die geringe Größe, der hervorragende Beleuchtungsstärkewert, die verschiedenen optischen Öffnungen und die Doppelgelenke machen IRIS zu einem idealen Werkzeug, um jede Art von Umgebung mit Licht zu unterstreichen und zu gestalten.

IRIS

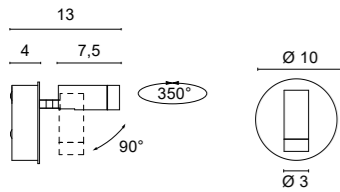


4650 Iris
 .01 Bianco - White
 .02 Nero - Black

Color temperature	Optics	LED Light source	lm source	lm output
/W 4000K	/25 /48 /63	5,9W	1060lm	880lm
/W 4000K	/ST Satinato - Satin	5,9W	1060lm	816lm
/WW 3000K	/25 /48 /63	5,9W	1030lm	855lm
/WW 3000K	/ST Satinato - Satin	5,9W	1030lm	793lm
/XW 2700K	/25 /48 /63	5,9W	969lm	804lm
/XW 2700K	/ST Satinato - Satin	5,9W	969lm	746lm



0,30 Kg

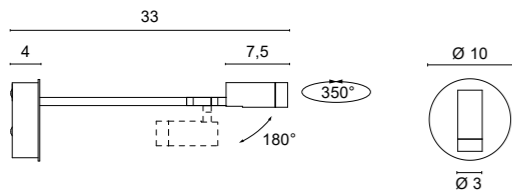


4651 Iris
 .01 Bianco - White
 .02 Nero - Black

Color temperature	Optics	LED Light source	lm source	lm output
/W 4000K	/25 /48 /63	5,9W	1060lm	880lm
/W 4000K	/ST Satinato - Satin	5,9W	1060lm	816lm
/WW 3000K	/25 /48 /63	5,9W	1030lm	855lm
/WW 3000K	/ST Satinato - Satin	5,9W	1030lm	793lm
/XW 2700K	/25 /48 /63	5,9W	969lm	804lm
/XW 2700K	/ST Satinato - Satin	5,9W	969lm	746lm



0,35 Kg



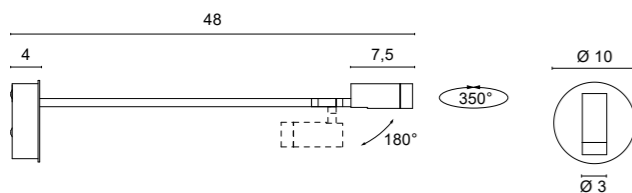


4652 Iris
 .01 Bianco - White
 .02 Nero - Black

Color temperature	Optics	LED Light source	lm source	lm output
/W 4000K	/25 /48 /63	5,9W	1060lm	880lm
/W 4000K	/ST Satinato - Satin	5,9W	1060lm	816lm
/WW 3000K	/25 /48 /63	5,9W	1030lm	855lm
/WW 3000K	/ST Satinato - Satin	5,9W	1030lm	793lm
/XW 2700K	/25 /48 /63	5,9W	969lm	804lm
/XW 2700K	/ST Satinato - Satin	5,9W	969lm	746lm



0,40 Kg



Il modello con base ha il driver integrato e può essere installato sia a parete che a soffitto.
 Gli articoli 4651 - 4652 sono costruiti con doppio snodo che consente di indirizzare la luce sulla superficie di installazione.

The model with base has an integrated driver and can be installed both on the wall and on the ceiling.
 Items 4651 - 4652 are built with a double joint that allows the light to be directed onto the installation surface.


Accessori - Accessories



0267/S

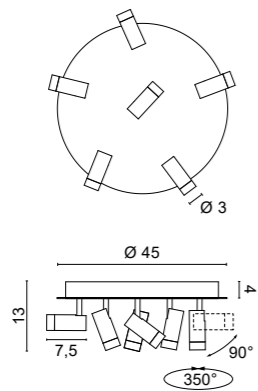

Frangiluce
 Louvres

.01 Bianco - White
 .02 Nero - Black



.01

.02



5680 Iris

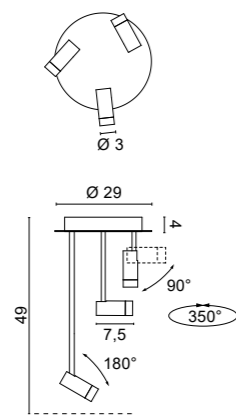
- .01 Bianco - White
- .02 Nero - Black

Color temperature	Optics	LED Light source	Im source	Im output
/W 4000K	/25 /48 /63	35,4W	6360lm	5280lm
/W 4000K	/ST Satinato - Satin	35,4W	6360lm	4896lm
/WW 3000K	/25 /48 /63	35,4W	6180lm	5130lm
/WW 3000K	/ST Satinato - Satin	35,4W	6180lm	4758lm
/XW 2700K	/25 /48 /63	35,4W	5814lm	4824lm
/XW 2700K	/ST Satinato - Satin	35,4W	5814lm	4476lm



2,80 Kg

Dimmerazione DALI - PUSH - 1...10V - TRIAC, su richiesta
DALI - PUSH - 1...10V - TRIAC dimming on request



5681 Iris

- .01 Bianco - White
- .02 Nero - Black

Color temperature	Optics	LED Light source	Im source	Im output
/W 4000K	/25 /48 /63	17,7W	3180lm	2640lm
/W 4000K	/ST Satinato - Satin	17,7W	3180lm	2448lm
/WW 3000K	/25 /48 /63	17,7W	3090lm	2565lm
/WW 3000K	/ST Satinato - Satin	17,7W	3090lm	2379lm
/XW 2700K	/25 /48 /63	17,7W	2907lm	2412lm
/XW 2700K	/ST Satinato - Satin	17,7W	2907lm	2238lm



1,70 Kg

Dimmerazione DALI - PUSH - 1...10V - TRIAC, su richiesta
DALI - PUSH - 1...10V - TRIAC dimming on request

Le lampade a plafone sono realizzate in due versioni da 3 o 6 proiettori. Dimmerazione su richiesta.

The ceiling lamps are made in two versions with 3 or 6 projectors. Dimming on request.

Accessori - Accessories



0267/S

Frangiluce
Louvres

- .01 Bianco - White
- .02 Nero - Black



.01

.02



Esempio di installazione con accessorio frangiluce art. 0267/S.

Example of installation with louvre accessory art. 0267/S.



design **LUX Studio**
2023



Lampade da Soffitto o da Parete a luce diffusa con corpo in alluminio e diffusore in policarbonato opalino. L'elevato flusso luminoso rende RETTA ideale per l'illuminazione generale di un locale considerando un solo punto luce.

Ceiling or wall lamps with diffused light with aluminum body and opal polycarbonate diffuser. The high luminous flux makes RETTA ideal for the general lighting of a room considering only one light point.

Plafonniers ou appliques à lumière diffuse avec corps en aluminium et diffuseur en polycarbonate opale. Le flux lumineux élevé rend RETTA idéal pour l'éclairage général d'une pièce en considérant un seul point lumineux.

Decken oder Wandleuchten mit diffusem Licht mit Aluminiumgehäuse und opalem Polycarbonat-Diffusor. Der hohe Lichtstrom macht RETTA ideal für die Allgemeinbeleuchtung eines Raumes mit nur einem Lichtpunkt.

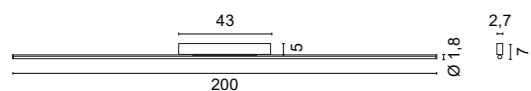
Retto



5694 Retta
.01 Bianco - White
.02 Nero - Black
.35 Verniciato sabbia - Painted sand finishing

Color temperature	LED Light source	lm source
/W 4000K	36W	4520lm
/WW 3000K	36W	4040lm
/XW 2700K	36W	3780lm

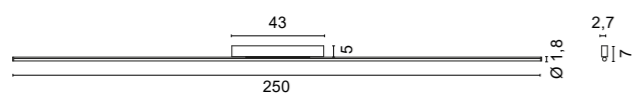
F IP40 1,00 Kg



5695 Retta
.01 Bianco - White
.02 Nero - Black
.35 Verniciato sabbia - Painted sand finishing

Color temperature	LED Light source	lm source
/W 4000K	45W	5650lm
/WW 3000K	45W	5050lm
/XW 2700K	45W	4725lm


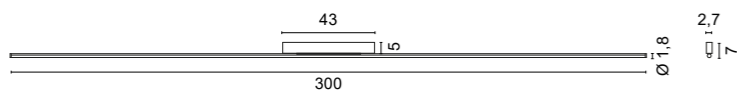
F IP40 1,15 Kg



5696 Retta
.01 Bianco - White
.02 Nero - Black
.35 Verniciato sabbia - Painted sand finishing

Color temperature	LED Light source	lm source
/W 4000K	54W	6780lm
/WW 3000K	54W	6060lm
/XW 2700K	54W	5670lm

F IP40 1,30 Kg



.01 **.02** **.35**





design
officinadiarchitettura&design
 2023



Lampade da Parete e da Plafone IP65 a luce diretta con struttura in acciaio INOX AISI 3216L o acciaio Verniciato. Caratterizzate da piccole dimensioni e da semplici forme possono essere utilizzate sia in ambiente interno o esterno per evidenziare con la luce dettagli. L'alimentatore è da posizionare in remoto.

IP65 wall and ceiling lamps with direct light with AISI 3216L stainless steel or painted steel structure. Characterized by small dimensions and simple shapes, they can be used both indoors and outdoors to highlight details with light. The driver must be positioned remotely.


Appliques et plafonniers IP65 à lumière directe avec structure en acier inoxydable AISI 3216L ou en acier peint. Caractérisés par de petites dimensions et des formes simples, ils peuvent être utilisés aussi bien à l'intérieur qu'à l'extérieur pour mettre en valeur les détails avec la lumière. L'alimentation doit être positionnée à distance.

IP65 Wand und Deckenleuchten mit direktem Licht mit Struktur aus Edelstahl AISI 3216L oder lackiertem Stahl. Sie zeichnen sich durch kleine Abmessungen und einfache Formen aus und können sowohl im Innen- als auch im Außenbereich verwendet werden, um Details mit Licht hervorzuheben. Die Netzteil muss entfernt positioniert werden.

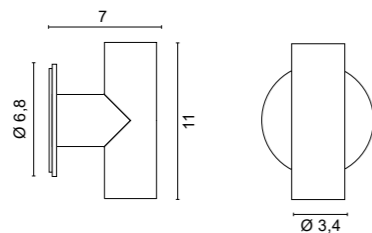
archiproducts[®]
 AWARDS
 WINNER

Siamo lieti di annunciare che Raccordi di Luce Joy ha vinto il premio Archiproducts Awards 2023 nella sezione Lighting Innovation.

We are thrilled to share that the Raccordi di Luce Joy has won the Archiproducts Awards 2023 section Lighting Innovation.



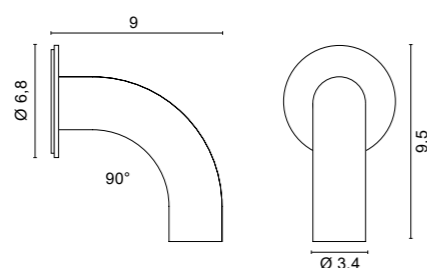
Raccordi di Luce - Joy



- 4672** Raccordi di luce
- .01** Bianco - *White*
 - .02** Nero - *Black*
 - .33** Acciaio - *Stell (Inox AISI 316L)*
 - .34** Verniciato corten - *Painted corten*

Color temperature	LED Light source	lm source
/W 4000K	3W 500mA	442lm
/WW 3000K	3W 500mA	420lm
/XW 2700K	3W 500mA	398lm

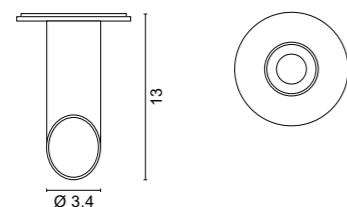
F III IP65 0,31 Kg



- 4673** Raccordi di luce
- .01** Bianco - *White*
 - .02** Nero - *Black*
 - .33** Acciaio - *Stell (Inox AISI 316L)*
 - .34** Verniciato corten - *Painted corten*

Color temperature	LED Light source	lm source
/W 4000K	1,5W 500mA	221lm
/WW 3000K	1,5W 500mA	210lm
/XW 2700K	1,5W 500mA	199lm


F III IP65 0,25 Kg



- 5690** Raccordi di luce
- .01** Bianco - *White*
 - .02** Nero - *Black*
 - .33** Acciaio - *Stell (Inox AISI 316L)*
 - .34** Verniciato corten - *Painted corten*



Color temperature	LED Light source	lm source
/W 4000K	1,5W 500mA	221lm
/WW 3000K	1,5W 500mA	210lm
/XW 2700K	1,5W 500mA	199lm

F III IP65 0,25 Kg



Cod. LED	Drivers ON/OFF	
	0143/IP	0127
	500mA	500mA
4672	1-3	1-3
4673	1-7	1-6
5690	1-7	1-6

Solo collegamento in serie - Only serial connection





design **U.T. EgoIuce**
2023



Lampada da Parete in alluminio con emissione luminosa Up/Down e alimentatore integrato nel corpo lampada.

Il ridotto spessore e le diverse lunghezze rendono VELA estremamente utile per diverse soluzioni progettuali.

Aluminum wall lamp with Up/Down light emission and power supply integrated into the lamp body.

The reduced thickness and different lengths make VELA extremely useful for different design solutions.

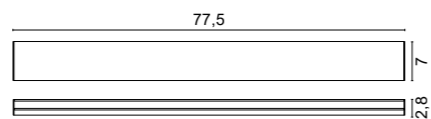

Applique en aluminium avec émission lumineuse Up/Down et alimentation intégrée au corps de la lampe.

L'épaisseur réduite et les différentes longueurs rendent VELA extrêmement utile pour différentes solutions de conception.

Wandleuchte aus Aluminium mit Lichtaustritt nach oben/unten und im Leuchtenkörper integriertem Netzteil.

Die reduzierte Dicke und die unterschiedlichen Längen machen VELA äußerst nützlich für verschiedene Designlösungen.

VELA




4589 Vela
.01 Bianco - White

Color temperature	LED Light source	lm source
/W 4000K	12V 28,8W	3720 lm
/WW 3000K	12V 28,8W	3465 lm
/XW 2700K	12V 28,8W	3285 lm



1,00 Kg




CUSTOM SIZE

Tabella lunghezze disponibili. Le misure si riferiscono alle lunghezze totali delle lampade complete di tappi.
 Table of available lengths. Measures are referred to complete fixtures including closing heads.

cm	watt	2700K (XW)	lm source	3000K (WW)	lm source	4000K (W)	lm source
* 77,5	28,8W	4589.01/75/XW	3285	4589.01/75/WW	3465	4589.01/75/W	3720
102,5	38,4W	A4589.01/100/XW	4380	A4589.01/100/WW	4620	A4589.01/100/W	4960
127,5	48W	A4589.01/125/XW	5474	A4589.01/125/WW	5775	A4589.01/125/W	6200
152,5	57,6W	A4589.01/150/XW	6570	A4589.01/150/WW	6930	A4589.01/150/W	7440
177,5	67,2W	A4589.01/175/XW	7664	A4589.01/175/WW	8084	A4589.01/175/W	8690
202,5	76,8W	A4589.01/200/XW	8760	A4589.01/200/WW	9240	A4589.01/200/W	9920

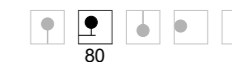
* Articolo standard a catalogo - Standard catalogue item



.01



design Mati - 2022



Lampada da Tavolo orientabile e dimmerabile a luce diffusa con corpo in alluminio e diffusore in policarbonato opalino. L'alimentatore a spina e il dimmer su cavo rendono ZETA funzionale e poco ingombrante.

Adjustable and dimmable table lamp with diffused light with aluminum body and opal polycarbonate diffuser.

The plug-in driver and the cable dimmer make ZETA functional and space-saving.

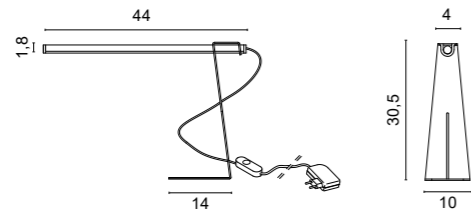
Lampe de table orientable et dimmable à lumière diffuse avec corps en aluminium et diffuseur en polycarbonate opale.

L'alimentation enfichable et le variateur à câble rendent ZETA fonctionnel et peu encombrant.

Verstellbare und dimmbare Tischleuchte mit diffusem Licht mit Aluminiumgehäuse und opalem Polycarbonat-Diffusor.

Das Steckernetzteil und der Kabeldimmer machen ZETA funktional und platzsparend.

Z e t o



2522 Zeta

- .01** Bianco - White
- .02** Nero - Black


Color temperature	LED Light source	lm source
/W 4000K	6W	736lm
/WW 3000K	6W	660lm
/XW 2700K	6W	624lm





1,30 Kg

Completa di DIMMER su cavo
With DIMMER on cable



.01

.02

5

5 anni di garanzia.

5 years warranty.



Apparecchio riparabile.

Fixture repairable.

I modelli **EGOLUCE** sono progettati e prodotti attenendosi ai migliori standard qualitativi esistenti sul mercato illuminotecnico seguendo il criterio del "fatto bene" nel pieno rispetto di regole sia qualitative che normative, nei campi di applicazione dei nostri prodotti.

- Cura e precisione della progettazione finalizzata a una produzione di altissima qualità.

- Eccellente qualità nella fabbricazione dei prodotti grazie a: selezione di componenti di alta gamma, cura nelle finiture, assemblaggio preciso e puntuale, imballaggio impeccabile per ogni tipo di spedizione.

- Collaudi severissimi con test di durata e affidabilità, sia sui singoli componenti come sugli apparecchi finiti. Il tutto assicura 5 anni di garanzia sui prodotti e componenti EGOLUCE correttamente installati come da fogli d'istruzione.

EGOLUCE models are designed and produced according to the best quality standards existing on the technical lighting market following the "well made" standard: in full compliance with both quality and regulatory rules, in the fields of application of our products.

- Care and precision of the design aimed at a production of the highest quality.

- Excellent quality in the manufacture of products thanks to: high selection of high-end components, attention to coating, precise and punctual assembly and packaging, perfect for all types of shipping.

- Extremely severe durability and reliability tests: both on individual components and on final products.

These targets guarantees 5 years warranty on correctly installed EGOLUCE products and components following the instruction for users.





I nostri prodotti sono costruiti in conformità alle norme europee CEI-EN 60598 e, come tali, recano la marcatura CE.

Our fittings are manufactured in conformity with the european standard CEI-EN 60598 and, consequently, get the mark CE.

Nos appareils sont fabriqués en conformité aux règles européennes CEI-EN 60598 et, par conséquence, fournis avec marque CE.

Unsere Produkte werden gemäss europäischer Norm CEI-EN 60598 hergestellt und sind als solche mit dem CE-Zeichen gekennzeichnet.

Nuestros productos son fabricados de conformidad con las normas europeas UNE EN 60598 y, como tal, lleva la marca CE.

Наши изделия изготовлены в соответствии с европейскими нормами CEI-EN 60598 и поэтому отмечены знаком CE.

Egoluce s.r.l. si riserva la facoltà di modificare, in qualsiasi momento e senza preavviso, le caratteristiche tecniche dei modelli illustrati nel presente catalogo.
I colori si intendono indicativi.

Egoluce s.r.l. reserves the right to change, at any time and without prior warning, the technical specification of any product illustrated in this catalogue.
Colours are simply indicative of the real nuance.

Egoluce s.r.l. se réserve le droit de modifier, à n'importe quel moment et sans préavis, les caractéristiques techniques des éléments illustrés dans ce catalogue.
Les couleurs sont simplement a titre indicatif.

Egoluce s.r.l. behält sich vor, jederzeit und fristlos die in beiliegendem Katalog erläuterten technischen Daten zu ändern.
Die Farben sind nicht genau wirklichkeitsgetreu.

Egoluce s.r.l. Nos reservamos el derecho de cambiar, en cualquier momento y sin previo aviso de las especificaciones de los productos mostrados en este catálogo.
Los colores son aproximados.

Фабрика Egoluce s.r.l. сохраняет за собой право в любое время и без предварительного уведомления менять технические спецификации любого изделия в этом каталоге.

www.egoluce.com

EDITION
2024 © All rights reserved

ART DIRECTION, LAYOUT, GRAPHICS
U.T. Egoluce

PHOTOS
Bordegoni S.r.l.
U.T. Egoluce



EGOLUCE

MADE IN ITALY

EGOLUCE s.r.l. Via I. Newton, 12 - 20016 Pero - Milano - Italy - Tel. +39 02339586.1 - Italia fax +39 023535112
Int. fax +39 0233911087 E-mail: info@egoluce.com - Int. E-mail: infoworld@egoluce.com - www.egoluce.com